



BRING YOUR MIND TO THE GAME  
**SPORT PSYCHOLOGY**  
&  
**MENTAL TRAINING**

**KUNASHNI PARIKH**  
CLINICAL AND SPORTS PSYCHOLOGIST



# The Self-Talk Switch Protocol

*Turn Your Inner Voice Into Your Best Coach*

## Purpose

This protocol is designed to help you change the way you speak to yourself under pressure.

Many performers talk to themselves constantly during difficult moments.

But the **way** you speak to yourself matters.

When pressure rises, inner dialogue often becomes:


- critical
- emotional
- reactive
- self-focused

This protocol teaches you to shift from “**I-talk**” to “**You-talk**”, speaking to yourself the way a calm coach would speak to an athlete.

The goal is to **use self-talk intentionally so it improves focus, emotional control, and performance.**

This method works for:

- sports competitions
- exams
- interviews
- public speaking
- any high-pressure situation



BRING YOUR MIND TO THE GAME  
**SPORT PSYCHOLOGY**  
&  
**MENTAL TRAINING**

**KUNASHNI PARIKH**  
CLINICAL AND SPORTS PSYCHOLOGIST



## The Science Behind the Self-Talk Switch

When you say:

“I’m nervous.”

“I can’t mess this up.”

“I hope I don’t fail.”

Your brain processes the experience as **fully self-immersed**.

You are inside the emotion.

This increases emotional intensity and makes it easier for the brain to spiral into overthinking.

But when you shift your language to:

“You’ve prepared for this.”

“You know what to do.”

“Stay calm and execute.”

Something important happens.


Your brain creates **psychological distance**.

Instead of feeling trapped inside the emotion, your mind begins to process the situation the way it would if you were **advising another person**.

This distance reduces emotional reactivity and allows the brain’s decision-making systems to function more clearly.

Research shows that this shift in language can:

- reduce anxiety
- improve performance under pressure
- decrease rumination after mistakes
- make emotional regulation easier without extra mental effort



BRING YOUR MIND TO THE GAME  
**SPORT PSYCHOLOGY**  
&  
**MENTAL TRAINING**

**KUNASHNI PARIKH**  
CLINICAL AND SPORTS PSYCHOLOGIST



In simple terms:

**You become your own coach instead of your own critic.**

---

## The Self-Talk Switch Protocol

Use this process when preparing for pressure or when you notice negative inner dialogue beginning.

---

### Step 1 — Notice Your Default Self-Talk

Before changing anything, first observe how you usually speak to yourself.

Common patterns include:

First-person pressure talk:

- “I can’t mess this up.”
- “Why did I do that?”
- “I’m terrible today.”
- “I’m going to choke.”

This type of language keeps your brain **immersed inside the emotion**.


Awareness is the first step.

Ask yourself:

**“How am I talking to myself right now?”**

---

### Step 2 — Switch From “I” to “You”



BRING YOUR MIND TO THE GAME  
**SPORT PSYCHOLOGY**  
&  
**MENTAL TRAINING**

**KUNASHNI PARIKH**  
CLINICAL AND SPORTS PSYCHOLOGIST



Now deliberately change the language.

Instead of talking **from inside the emotion**, speak to yourself like you are guiding someone else.

Example shift:

Instead of

“I’m nervous.”

Say

“You’re ready. Just focus on the next action.”

Instead of

“I can’t miss this.”

Say

“Relax. You’ve done this many times.”

This small language shift creates **mental distance and emotional stability**.

You are now **coaching yourself instead of pressuring yourself**.

---

### **Step 3 — Use Your Name (Optional but Powerful)**


Adding your own name can strengthen the coaching effect.

Examples:

“You’ve trained for this.”

“Stay patient.”

“Trust your preparation.”



BRING YOUR MIND TO THE GAME  
**SPORT PSYCHOLOGY**  
&  
**MENTAL TRAINING**

**KUNASHNI PARIKH**  
CLINICAL AND SPORTS PSYCHOLOGIST



Or:

“Alex, stay calm.”

“Alex, you know what to do.”

“Alex, focus on the next step.”

Using your name helps your brain treat the situation as **external guidance instead of internal panic**.

---

## Step 4 — Use Coaching-Style Statements

Elite performers rarely use long emotional sentences during pressure moments.

Their self-talk becomes **short, clear, and directive**.

Types of effective self-talk include:

### 1. Motivational Self-Talk

Reminds you of preparation.

Examples:


- “You’re ready.”
  - “Trust your training.”
  - “You’ve handled this before.”
- 

### 2. Instructional Self-Talk

Directs attention to the task.

Examples:

- “Stay balanced.”



# BRING YOUR MIND TO THE GAME

## SPORT PSYCHOLOGY

**&**

## MENTAL TRAINING

**KUNASHNI PARIKH**  
CLINICAL AND SPORTS PSYCHOLOGIST



- “Watch the target.”
- “Smooth movement.”
- “One step at a time.”

Instructional cues help prevent overthinking by focusing attention on **execution instead of outcome**.

Short cue words often work best because they occupy the conscious mind just enough to prevent interference with automatic skill execution.

---

### 3. Reset Self-Talk

Used after mistakes.

Examples:

- “That’s done.”
- “Next moment.”
- “Reset and go.”

This prevents rumination and keeps attention forward.

---

### 4. Encouragement Self-Talk


Used during difficult moments.

Examples:

- “Stay with it.”
- “Keep going.”
- “You’re still in this.”

This maintains emotional resilience under pressure.

---



**BRING YOUR MIND TO THE GAME**  
**SPORT PSYCHOLOGY**  
&  
**MENTAL TRAINING**

**KUNASHNI PARIKH**  
CLINICAL AND SPORTS PSYCHOLOGIST



## Step 5 — Keep It Short

The best self-talk during performance is **brief and simple**.

Long sentences increase thinking.

Simple phrases improve action.

Examples of effective short coaching cues:

- “Breathe.”
- “Steady.”
- “Trust.”
- “Focus.”
- “Next.”

Your goal is not to motivate yourself with speeches.

Your goal is to **guide your attention**.

---

## When to Use the Self-Talk Switch

You can use this protocol:

### Before performance

- when nerves start rising


### During performance

- after mistakes, when doubt appears, when focus drifts

### After performance

- to prevent negative rumination

This small shift in language can help regulate emotions quickly without requiring complex mental effort.



BRING YOUR MIND TO THE GAME  
**SPORT PSYCHOLOGY**  
&  
**MENTAL TRAINING**

**KUNASHNI PARIKH**  
CLINICAL AND SPORTS PSYCHOLOGIST



---

## Practice This in Training

Like any mental skill, self-talk improves with practice.

Try this during practice sessions:

1. Notice negative “I-talk.”
2. Immediately switch to coaching language.
3. Use short cues.
4. Repeat consistently.

Over time, the coaching voice becomes automatic.

---

## Final Reminder

Your inner voice will always be present.

The question is **what role it plays**.

For many performers, the inner voice becomes a critic.

But with practice, it can become something far more useful.

A coach. A guide. A steady voice that keeps you focused when pressure rises.

Speak to yourself the way you would guide someone you care about.

Calm. Clear. Supportive.

Because sometimes the most important coach in the moment...

is the one inside your own mind.

**Keep going! :)**

---